

Description

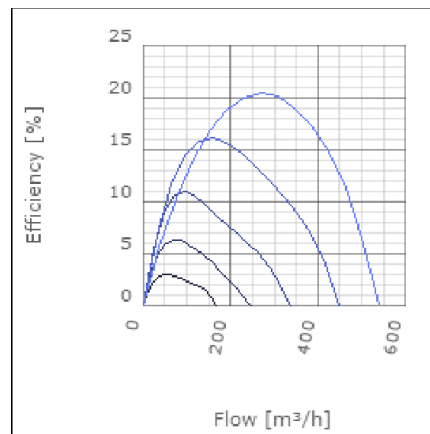
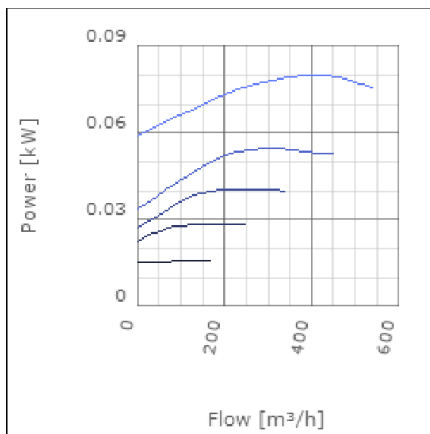
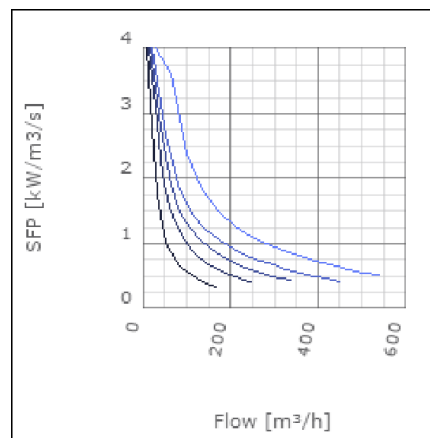
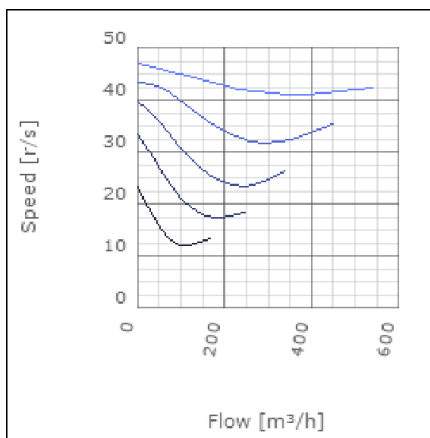
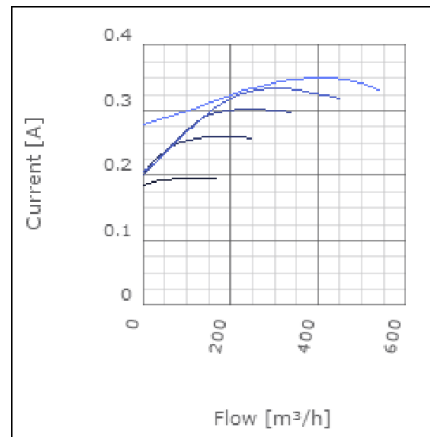
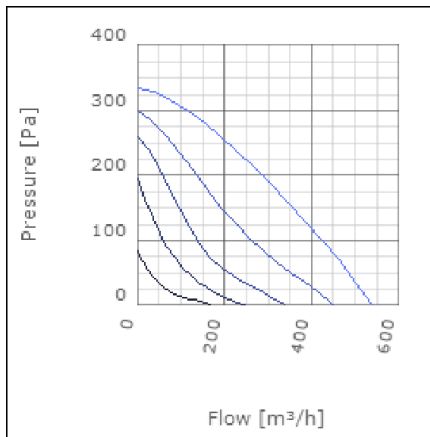
RKB is a range of straight flow in-line centrifugal duct fans designed for rectangular ducts. They are compact, high capacity fans which operate quietly and can be fitted in any position. RKB fans have backward curved impellers and are designed to cope with high pressure and long duct. The fans have a rigid housing made from galvanised steel. They are moisture proof and approved for use in outdoor environments. The motors are maintenance free and protected from overheating by thermo contacts. The impellers only require occasional cleaning. This cleaning is made easy with the RKB's swing out design. All fans are supplied fully wired and ready to fit in a sealed installation unit. The fans are not intended for transporting grinding dust, soot or similar. RKB fans come in 25 sizes.



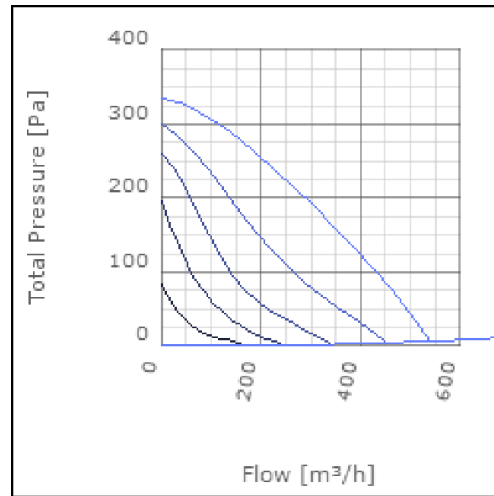
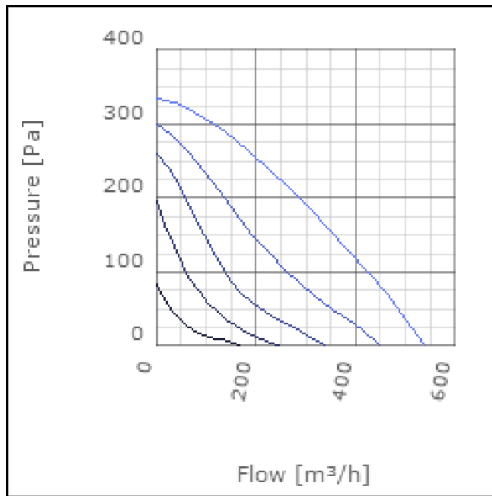
Technical data

Parameter	Value	Unit
Voltage	230	V
Phase	1	~
Frequency	50	Hz
Power	0.08	kW
Current	0.35	A
R.p.m.	41	r/s
Max. temperature of transported air	75	°C
Max. temperature of transported air when speed-controlled	75	°C
Sound pressure level at 3 m	50	dB(A)
Length	375	mm
Width	342	mm
Height	192	mm
Weight	5.5	kg
Enclosure class, motor	44	IP
Insulation class, motor	F	
Capacitor	2	µF
Duct connection	300x150 mm	

Diagrams



Sound



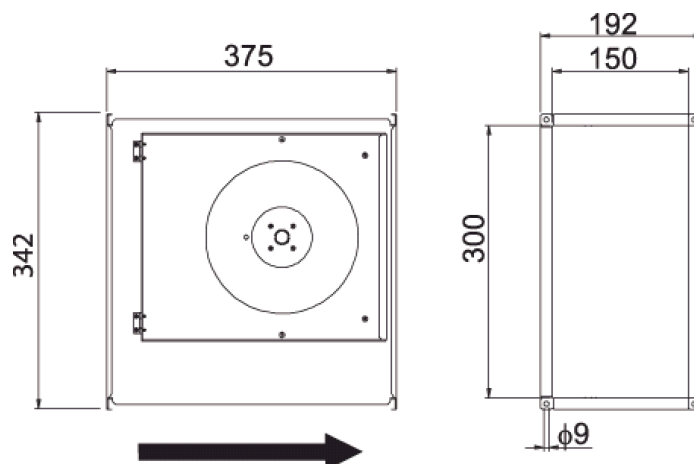
	Tot	63	125	250	500	1k	2k	4k	8k
Inlet	-	-	-	-	-	-	-	-	-
Outlet	-	-	-	-	-	-	-	-	-
Surrounding	-	-	-	-	-	-	-	-	-
Surrounding	-	-	-	-	-	-	-	-	-

An empty grid for plotting sound pressure level data. The y-axis ranges from 0 to 120 in increments of 40. The x-axis has labels: Tot, 63, 125, 250, 500, 1k, 2k, 4k, 8k.

Parameter

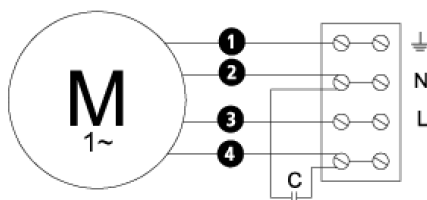
Distance: 3.000
 Propagation type: Hemi-spherical
 Equivalent absorption area: 20.00

Dimensions



Wiring diagram

4040001



- (M) = Fan Motor
- (M1) = Fan Motor
- (M2) = Fan Motor
- (M3) = Rotor Motor
- 1 = Yellow/Green
- 2 = Black
- 3 = Blue
- 4 = Brown
- 5 = White (TW)
- 6 = Orange
- 7 = Grey
- 8 = Red
- 9 = Green
- 10 = Violet

Accessories

ETFV-94A
FRE 6
VRDE 1,5
VRS 0,5
VRTEC

Electrical accessories

FLR 300x150
DS 300x150
LDR 300x150